

RESIDENTIAL ENERGY STORAGE SYSTEM SOLUTIONS

EMPOWER TOMORROW WITH TRUSTED GREEN ENERGY



Catalogue

POWER BATTERY



Power Battery
8.0 | 16.0 | 24.0 | 32.0



Power Battery
5.0 | 10.0 | 15.0 | 20.0



Power Battery
5.0 | 7.5 | 10.0 | 12.5 | 15.0



Power Battery LV 5.0
IP20 | IP54



Power Battery LV 10.0
IP20 | IP54 | IP65



Power Battery LV 15.0
IP20 | IP54 | IP65

HYBRID INVERTER



SolarWave Series
15K | 20K | 25K | 30K



SolarWave Series
5K | 6K | 8K | 10K |
12K | 15K | 20K



SolarLink Series
3K | 3.6K | 4K | 4.6K | 5K |
6K | 8K | 10K | 10.5K



Power Storage DC
5.0 | 6.0 SP



Power Storage DC
US 8.0 | 8.0 Pro




Power Storage DC
US 15.0



SolarLink LV Series
3K | 3.68K | 4K | 5K | 6K

ACCESSORIES



AC Power Switch



Power Switch
63/25 | 63/25-3



Power Sensor 50 | 100

CLOUD & APP



RCT Power Cloud & APP



POWER BATTERY 5.0 | 10.0 | 15.0 | 20.0

MODULAR HIGH VOLTAGE OUTDOOR BATTERY FOR PV STORAGE SYSTEMS



support mixed use of
old & new batteries



5kWh modular design
scalable from 5 to 80kWh



easy to transport
and install



5-layer safety
protection/IP65

- **Modular Stackable Design** with cell-level optimization technology, enabling on-demand expansion and flexible adaptation for both household and commercial/industrial scenarios.
- **Active Energy Balancing** eliminates the "short-board" effect, supporting mixed use of old/new batteries and batteries with different SOH/SOC levels. New batteries feature plug-and-play for flexible energy expansion, while facilitating inventory management for distributors.
- **Independent Module Management:** Each battery pack can charge/discharge independently, achieving fast charge/discharge power up to 2.5 kW. Maximum charge/discharge power per cluster system reaches 10 kW.
- **Extreme Temperature Resilience:** Operates from -20°C to 55°C, suitable for homes from the equator to polar regions.
- **Wireless Installation** with plug-and-play simplicity for effortless setup.
- **5-Layer Safety Protection** for ultimate security.
- **314Ah High-Capacity Cells** with high cycle life and long-term durability.
- **IP65 Protection Rating** to withstand harsh environments.
- **One-Click System Diagnosis**, real-time monitoring, and transparent visibility.
- **Remotely Scheduled OTA Updates** available anytime.
- **Expandable Energy** up to 80kWh.

POWER BATTERY

RDM050025-EUR1

ELECTRICAL PARAMETERS

Battery cell type	LiFePO ₄
Battery cell capacity	314Ah
Battery cell cycle	8000*
Battery pack usable energy	5 kWh
Max. output power	2.5 kW
Battery pack nominal voltage	400 V
Battery pack operating voltage range	370~450V

COMMUNICATION

Display	LED indicator
Communication	CAN / RS485

GENERAL SPECIFICATION

Junction box dimension	80 x 760 x 268 mm
Junction box weight	10 kg
Base dimension	50 x 760 x 268 mm
Base weight	7 kg
Battery pack dimension	358 x 760 x 268 mm
Battery pack weight	60 kg
Installation	Floor stand
Operating temperature	Charge: 0~ 55°C Discharge: -20 ~ 50°C
Max. operating altitude	4000 m
Relative humidity	5% - 95% RH, non-condensing
Cooling	Natural
IP rating	IP65
Noise emission	< 29dB
Scalability	Max. 4 systems in parallel
Compatible inverters	RCT HV Inverter**
Certificates	EN61000-6-1, EN61000-6-3, IEC 62619, IEC 60730, IEC 62477, EN/IEC 62040, UN38.3

MODEL

RBS5.0
HM400T-EU

RBS10.0
HM400T-EU

RBS15.0
HM400T-EU

RBS20.0
HM400T-EU

TECHNICAL SPECIFICATION



ELECTRICAL PARAMETERS

	1	2	3	4
Number of battery packs	1	2	3	4
Battery pack usable energy	5 kWh	10 kWh	15 kWh	20 kWh
Max. output power	2.5 kW	5.0 kW	7.5 kW	10.0 kW
Weight (Junction box & base included)	77 kg	137 kg	197 kg	257 kg
Height (Junction box & base included)	488 mm	846 mm	1204 mm	1562 mm
Width	760 mm			
Depth	268 mm			

* For specific details, please refer to the RCT power warranty documentation.

** For detailed information, please consult the RCT Power sales or technical support team.



POWER BATTERY 8.0 | 16.0 | 24.0 | 32.0

MODULAR HIGH VOLTAGE OUTDOOR BATTERY FOR PV STORAGE SYSTEMS



support mixed use of
old & new batteries



8kWh modular design
scalable from 8 to 128kWh



easy to transport
and install



5-layer safety
protection/IP65

- **Modular Stackable Design** with cell-level optimization technology, enabling on-demand expansion and flexible adaptation for both household and commercial/industrial scenarios.
- **Active Energy Balancing** eliminates the "short-board" effect, supporting mixed use of old/new batteries and batteries with different SOH/SOC levels. New batteries feature plug-and-play for flexible energy expansion, while facilitating inventory management for distributors.
- **Independent Module Management:** Each battery pack can charge/discharge independently, achieving fast charge/discharge power up to 4 kW. Maximum charge/discharge power per cluster system reaches 16 kW.
- **Extreme Temperature Resilience:** Operates from -20°C to 55°C, suitable for homes from the equator to polar regions.
- **Wireless Installation** with plug-and-play simplicity for effortless setup.
- **5-Layer Safety Protection** for ultimate security.
- **314Ah High-Capacity Cells** with high cycle life and long-term durability.
- **IP65 Protection Rating** to withstand harsh environments.
- **One-Click System Diagnosis**, real-time monitoring, and transparent visibility.
- **Remotely Scheduled OTA Updates** available anytime.
- **Expandable Energy** up to 128kWh.

POWER BATTERY

RDM080040-EUR1

ELECTRICAL PARAMETERS

Battery cell type	LiFePO ₄
Battery cell capacity	314Ah
Battery cell cycle	8000*
Battery pack usable energy	8 kWh
Max. output power	4 kW
Battery pack nominal voltage	650 V
Battery pack operating voltage range	600~710V

COMMUNICATION

Display	LED indicator
Communication	CAN / RS485

GENERAL SPECIFICATION

Junction box dimension	80 x 760 x 268 mm
Junction box weight	10 kg
Base dimension	50 x 760 x 268 mm
Base weight	7 kg
Battery pack dimension	358 x 760 x 268 mm
Battery pack weight	80 kg
Installation	Floor stand
Operating temperature	Charge: 0~ 55°C Discharge: -20 ~ 50°C
Max. operating altitude	4000 m
Relative humidity	5% - 95% RH, non-condensing
Cooling	Natural
IP rating	IP65
Noise emission	< 29dB
Scalability	Max. 4 systems in parallel
Compatible inverters	RCT HV Inverter**
Certificates	EN61000-6-1, EN61000-6-3, IEC 62619, IEC 60730, IEC 62477, EN/IEC 62040, UN38.3

MODEL

**RBS8.0
HM650T-EU**

**RBS16.0
HM650T-EU**

**RBS24.0
HM650T-EU**

**RBS32.0
HM650T-EU**

TECHNICAL SPECIFICATION



ELECTRICAL PARAMETERS

	1	2	3	4
Number of battery packs	1	2	3	4
Battery pack usable energy	8 kWh	16 kWh	24 kWh	32 kWh
Max. output power	4 kW	8 kW	12 kW	16 kW
Weight (Junction box & base included)	97 kg	177 kg	257 kg	337 kg
Height (Junction box & base included)	488 mm	846 mm	1204 mm	1562 mm
Width	760 mm			
Depth	268 mm			

* For specific details, please refer to the RCT power warranty documentation.

** For detailed information, please consult the RCT Power sales or technical support team.



POWER BATTERY

5.0 | 7.5 | 10.0 | 12.5 | 15.0

MODULAR HIGH VOLTAGE OUTDOOR BATTERY FOR PV STORAGE SYSTEMS



HIGH PERFORMANCE

- LiFePO₄ technology
- Max.0.7C charging/discharging rate
- Intelligent equalization
- High voltage, high efficiency, low stress operation

EASY INSTALLATION

- Lightweight components
- Modern and space-saving design
- Modular concept and simple wiring for easy transport and installation
- Master battery management system
- Plug & play

MONITORING VIA APP

- Powerful RCT RESS App
- Full data visualization
- Monitoring from every location
- Configuration options
- One click update

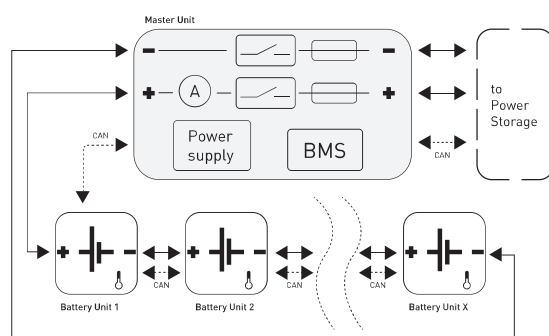
FLEXIBLE AND UPGRADEABLE

- Extendable capacity for lifetime use: 5-15 kWh
- Usable capacity scalable in increments of 2.25 kWh
- Upgradeable
- Suitable for back-up systems

SUSTAINABLE

- Lithium-iron-phosphate cell chemistry
- 10 years time value guarantee
- IP65: Suitable for outdoor installation
- Suitable for salt water-wet locations
- Corrosion-resistant aluminum housing
- All components carry necessary UL certifications

BLOCK DIAGRAM



POWER BATTERY

5.0

7.5

10.0

12.5

15.0

ELECTRICAL PARAMETERS

Nominal capacity	5 kWh	7.5 kWh	10 kWh	12.5 kWh	15 kWh
Usable capacity (90% DoD)	4.5 kWh	6.75 kWh	9 kWh	11.25 kWh	13.5 kWh
Cycle Life	6000				
Voltage range	145 V...166 V	218 V ... 248 V	291 V ... 331 V	364 V ... 414 V	436 V ... 497 V
Nominal voltage	154 V	230 V	307 V	384 V	461 V
Maximum charge / discharge current	25 A / 25 A	25 A / 25 A	25 A / 25 A	25 A / 25 A	25 A / 25 A
Standby consumption	< 5 W				

INTERFACES

Power Storage interface	CAN
-------------------------	-----

GENERAL

Battery technology	LiFePO ₄				
Dimensions (height x width x depth)	597x344x344 mm	829x344x344 mm	1058x344x344 mm	1289x344x344 mm	1518x344x344 mm
	1.96'x1.13'x1.13'	2.72'x1.13'x1.13'	3.47'x1.13'x1.13'	4.23'x1.13'x1.13'	4.98'x1.13'x1.13'
Weight (single stack 25.2 kg(55.5 lb))	56.4kg (124.3 lb)	81.6kg (179.9 lb)	106.8kg (235.5 lb)	132kg (291.0 lb)	157.2kg (346.6 lb)
Number of battery units	2	3	4	5	6
IP degree of protection	IP65				
Type of installation	floor stand / indoor / outdoor				
Operating temperature range	-18 ~ 55°C (-0.4 °F~ 131°F)				
Connector type	Quick Contact MC4 - Evo 2				

SAFETY / STANDARDS

Safety class	I
Certificates	UN 38.3, UL1973, UL60730-1, UL9540A, IEC 62619, IEC63056
EMC	FCC Part 15B, ICES-003, IEC 61000-6-1&-6-3
Safety	UL1973, UL60730-1, UL9540A, IEC60730, IEC62040

WARRANTY

Warranty	10 years*
----------	-----------

* Test condition of 77±35,6°F, 0.3C charge and discharge rate and SOH=70%



POWER BATTERY LV SERIES

LOW VOLTAGE
OUTDOOR AND INDOOR BATTERY
FOR PV STORAGE SYSTEMS



High cycle life and
long-term durability



Cell-level active equalization

BMS

Multiple electrical protection
settings for safer use

4 Ways Mounting

Compatible with 4 types of mounting
(floor mount, wall mount, stacked
mount, rack mount)

> 10 Parallel

Supports parallel use of
multiple devices

100A

Supports a Max. charge/
discharge current of 100A

MODEL

RBS5.0L051-EU-P2

RBS5.0L051-EU-P5

ELECTRICAL PARAMETER

Battery Type	LiFePO ₄
Battery Capacity Per Kit [Wh]	5.12 kWh
USable Energy [Wh]	4.6 kWh
Rated Voltage [V]	51.2 V
Voltage Range [V]	44.8 V - 57.6 V
Max.Charging and Discharging Rate	100 A
Depth of Discharge [DOD]	≤ 90%
Cycle Life (25°C, 0.5C)	≥ 6,000 times, 80% Capacity retention
Scalability	Yes

GENERAL DATA

Communication Mode	RS485 / CAN2.0
Operation Temperature Range	0~50°C (Charge) / -10~50°C (Discharge)
Storage Temperature Range	-15°C ~ 60°C
Cooling Method	Natural Convection
Altitude	< 3,000 m
Ambient Humidity	20 - 95%, non-condensing
Noise [dBA]	< 25
Ingress Protection	IP 20 IP 54
Dimensions [H*W*D]	500 * 440 * 135 mm
Weight	45 kg
Installation Methods	Floor Standing, Wall Mounted, Rack Mounted, Stacked Mounting



POWER BATTERY LV SERIES

LOW VOLTAGE
OUTDOOR AND INDOOR BATTERY
FOR PV STORAGE SYSTEMS



High cycle life and
long-term durability



Cell-level active equalization

BMS

Multiple electrical protection
settings for safer use



LED screen displays the Battery
SOC and working status

> 10 Parallel

Supports parallel use of
multiple devices

200A

Supports a Max. charge/
discharge current of 200A

MODEL

RBS10.0L051-EU-P2

RBS10.0L051-EU-P5

RBS10.0L051-EU-P6

ELECTRICAL PARAMETER

Battery Type	LiFePO ₄
Battery Capacity Per Kit [Wh]	10.24 kWh
USable Energy [Wh]	9.2 kWh
Rated Voltage [V]	51.2 V
Voltage Range [V]	44.8 V - 57.6 V
Max.Charging and Discharging Rate	200 A
Depth of Discharge [DOD]	≤ 90%
Cycle Life (25°C, 0.5C)	≥ 6,000 times, 80% Capacity retention
Scalability	Yes

GENERAL DATA

Communication Mode	RS485 / CAN2.0		
Operation Temperature Range	0~50°C (Charge) / -10~50°C (Discharge)		
Storage Temperature Range	-15°C ~ 60°C		
Cooling Method	Natural Convection		
Altitude	< 3,000 m		
Ambient Humidity	20 - 95%, non-condensing		
Noise [dBA]	< 25		
Ingress Protection	IP 20	IP 54	IP 65
Dimensions [H*W*D]	701* 535*165 mm		
Weight	87 kg		
Installation Methods	Floor Standing		



POWER BATTERY LV SERIES

LOW VOLTAGE
OUTDOOR AND INDOOR BATTERY
FOR PV STORAGE SYSTEMS



High cycle life and long-term durability



Cell-level active equalization

BMS

Multiple electrical protection settings for safer use



LED screen displays the Battery SOC and working status

> 10 Parallel

Supports parallel use of multiple devices

200A

Supports a Max. charge/discharge current of 200A

MODEL

RBS15.0L051-EU-P2

RBS15.0L051-EU-P5

RBS15.0L051-EU-P6

ELECTRICAL PARAMETER

Battery Type	LiFePO ₄
Battery Capacity Per Kit [Wh]	16.08 kWh
USable Energy [Wh]	14.47 kWh
Rated Voltage [V]	51.2 V
Voltage Range [V]	44.8 V - 57.6 V
Max.Charging and Discharging Rate	200 A
Depth of Discharge [DOD]	≤ 90%
Cycle Life (25°C, 0.5C)	≥ 6,000 times, 80% Capacity retention
Scalability	Yes

GENERAL DATA

Communication Mode	RS485 / CAN2.0		
Operation Temperature Range	0~50°C (Charge) / -10~50°C (Discharge)		
Storage Temperature Range	-15°C ~ 60°C		
Cooling Method	Natural Convection		
Altitude	≤ 3,000 m		
Ambient Humidity	20 - 95%, non-condensing		
Noise [dBA]	< 25		
Ingress Protection	IP 20	IP 54	IP 65
Dimensions [H*W*D]	845 * 450 * 251 mm		
Weight	120 kg		
Installation Methods	Floor Standing		

SOLARWAVE SERIES



THREE-PHASE HYBRID INVERTER FOR RESIDENTIAL AND COMMERCIAL PV SYSTEMS



high efficiency



back-up
power supply



up to 3 roof
orientations



modular space
saving design



quick and easy
installation



everything needed
from one source

HIGH PERFORMANCE

- < 10ms UPS-level switching
- Three MPPTs, Max.36A input per MPPT
- Up to 98.1% operating efficiency
- Optimized for high-power solar panel
- Max.200% PV oversizing
- 200% Peak backup power for 10 seconds

UNIQUE FLEXIBILITY

- Support 100% unbalanced loads
- Supports microgrid and generator functions
- Supports up to two high-voltage battery groups per inverter

USER FRIENDLY

- Convenient remote monitoring via App and Cloud
- Flexible configuration, time-efficient and labor-saving
- Remote diagnosis & update

PREMIUM DESIGN

- Compact and lightweight hardware design
- IP66 Design: suitable for indoor and outdoor
- Optional AFCI & RSD function

EXPANDABLE SOLUTION

- Support AC retrofit application
- Support up to 3 units parallel connection

MODEL

RHT15.0KHR-EU RHT20.0KHR-EU RHT25.0KHR-EU RHT30.0KHR-EU

PV INPUT

Max. Recommended DC Power [W]	30,000	40,000	50,000	60,000
Max. DC Voltage [V]	1,000			
Max. Input Current [A]	36 / 36 / 36			
Max. Short Circuit Current [A]	46 / 46 / 46			
MPPT Voltage Range [V]	180 - 960			
Start-up Voltage [V]	200			
No. of MPP Trackers	3			
Strings Per MPP Tracker	2			
PV Over Management	200%	200%	180%	150%

BATTERY

Battery Type	LiFePO ₄			
Battery Voltage [V]	180 - 800			
Max. Charge/ Discharge Power [W]	30,000 / 15,000	30,000 / 20,000	30,000 / 25,000	30,000 / 30,000
Max. Charge/ Discharge Current [A]	50 / 50			
Communication Interface	CAN			

AC OUTPUT

Max. AC Output Apparent Power [VA]	16,500	22,000	27,500	33,000
Rated AC Output Power [W]	15,000	20,000	25,000	30,000
Max. AC Output Current [A]	25.0	33.4	41.7	50
Rated AC Output Current [A]	22.8	30.3	37.9	45.5
Rated AC Voltage [V]	3L+N+PE, 220 / 380, 230 / 400			
Grid Frequency [Hz]	50 / 60			
Adjustable Power Factor [cosφ]	0.8 leading ~ 0.8 lagging			
Output THDi (@Rated Output)	< 3%			

AC INPUT

Max. AC Input Power [VA]	30,000	40,000	41,500	41,500
Max. AC Input Current [A]	45.5	60.3	63.0	63.0
Rated AC Voltage [V]	3L+N+PE, 220 / 380, 230 / 400			
Grid Frequency [Hz]	50 / 60			

BACKUP OUTPUT (WITH BATTERY)

Rated Power [W]	15,000	20,000	25,000	30,000
Rated Voltage[V]	3L+N+PE, 220 / 380, 230 / 400			
Rated Frequency [Hz]	50 / 60			
Rated Current [A]	22.8	30.3	37.9	45.5
Output THDv (@Linear Load)	< 3%			
Automatic Switch Time [ms]	< 10			
Peak Apparent Power, Duration [VA, 10s]	22,500	30,000	37,500	45,000

EFFICIENCY


Max. Efficiency	98.10%			
Euro-Efficiency [%]	97.70%			
Max. Battery Charge/Discharge Efficiency	97.60%			

GENERAL DATA

Dimensions (W*H*D) [mm]	630 x 514 x 239			
Weight [kg]	45.32	45.32	47.00	47.00
Display	LED + LCD			
Communication	RS485, USB Update, 4 × DI, 2 × DO, Optional: WiFi or 4G or Ethernet			
Ambient Temperature Range [°C]	-30 ~ +60			
Relative Humidity	0 ~ 100%, non-condensing			
Operating Altitude [m]	< 2000			
Night Self-consumption [W]	< 15			
Topology	Non-isolated			
Cooling	Natural	Natural	Fan	Fan
Ingress Protection	IP66			

CERTIFICATIONS & STANDARDS

Grid Regulation	IEC61727/IEC62116, EN50549-1/EN50549-10, EN50549-PL, EN50549-CZ, VDE-AR-N 4105, CEI 0-21
Safety Regulation	IEC 62109-1, IEC 62109-2, EN 62109-1, EN 62109-2
EMC	EN / IEC 61000-6-1, EN / IEC 61000-6-2, EN / IEC 61000-6-3, EN / IEC 61000-6-4



SOLARWAVE SERIES

THREE-PHASE HYBRID INVERTER FOR RESIDENTIAL AND COMMERCIAL PV SYSTEMS



high efficiency



back-up power supply



up to 3 roof orientations



modular space saving design



quick and easy installation



everything needed from one source

HIGH PERFORMANCE

- < 10ms UPS-level switching
- Three MPPTs, Max.20A input per MPPT
- Up to 98.8% operating efficiency
- Optimized for high-power solar panel
- Max.200% PV oversizing
- 200% Peak backup power for 60 seconds

UNIQUE FLEXIBILITY

- Support 100% unbalanced loads
- Supports microgrid and generator functions
- Supports up to two high-voltage battery groups per inverter

USER FRIENDLY

- Convenient remote monitoring via App and Cloud
- Flexible configuration, time-efficient and labor-saving
- Remote diagnosis & update

PREMIUM DESIGN

- Compact and lightweight hardware design
- IP66 Design: suitable for indoor and outdoor
- Optional AFCI & RSD function

EXPANDABLE SOLUTION

- Support AC retrofit application
- Support up to 10 units parallel connection

MODEL	RHT5.0K HE-EU	RHT6.0K HE-EU	RHT8.0K HE-EU	RHT10.0K HE-EU	RHT12.0K HE-EU	RHT15.0K HE-EU	RHT20.0K HE-EU
-------	------------------	------------------	------------------	-------------------	-------------------	-------------------	-------------------

PV INPUT

Max. Recommended DC Power [W]	10,000	12,000	16,000	20,000	24,000	30,000	40,000
Max. DC Voltage [V]	1,000						
Max. Input Current [A]	20 / 20 / 20	20 / 20 / 20	20 / 20 / 20	20 / 20 / 40	20 / 20 / 40	20 / 20 / 40	20 / 20 / 40
Max. Short Circuit Current [A]	30 / 30 / 30	30 / 30 / 30	30 / 30 / 30	30 / 30 / 60	30 / 30 / 60	30 / 30 / 60	30 / 30 / 60
MPPT Voltage Range [V]	100 - 900						
Start-up Voltage [V]	50						
No. of MPP Trackers	3						
Strings Per MPP Tracker	1 / 1 / 1	1 / 1 / 1	1 / 1 / 1	1 / 1 / 2	1 / 1 / 2	1 / 1 / 2	1 / 1 / 2
PV Over Management	200%						

BATTERY

Battery Type	LiFePO ₄
Battery Voltage [V]	80 - 800
Rated. Charge/ Discharge Current [A]	50 / 50
Max. Charge/ Discharge Current [A]	60 / 60
Communication Interface	RS485, CAN

AC OUTPUT (On-Grid Side)

Max. AC Output Apparent Power [VA]	5,000	6,000	8,000	10,000	12,000	15,000	20,000
Rated AC Output Power [W]	5,000	6,000	8,000	10,000	12,000	15,000	20,000
Max. AC Output Current [A]	7.2	8.7	11.6	14.5	17.4	21.7	29.0
Rated AC Output Current [A]	7.2	8.7	11.6	14.5	17.4	21.7	29.0
Rated AC Voltage [V]	3L+N+PE, 220 / 380, 230 / 400, 240 / 415, 312 ~ 520						
Grid Frequency [Hz]	50 / 60						
Adjustable Power Factor [cosφ]	> 0.99, 0.8 leading ~ 0.8 lagging						
Output THDi (@Rated Output)	< 3%						

AC OUTPUT (Back-Up)

Rated Power [W]	5,000	6,000	8,000	10,000	12,000	15,000	20,000
Peak Apparent Power for 60s [W]	10,000	12,000	16,000	20,000	24,000	30,000	40,000
Rated Voltage[V]	3L+N+PE, 220 / 380, 230 / 400, 240 / 415, 312 ~ 520						
Rated output current[A]	7.2	8.7	11.6	14.5	17.4	21.7	29.0
Rated Frequency [Hz]	50 / 60						
Output THDv (@Linear Load)	< 3%						
Automatic Switch Time [ms]	< 10						

EFFICIENCY

Max. Efficiency	98.80%
Euro-Efficiency [%]	98.30%

GENERAL DATA

Dimensions (W*H*D) [mm]	507 x 522 x 194
Weight [kg]	26
Communication	WiFi, 4G, GPRS, Bluetooth, RS485, CAN
Ambient Temperature Range [°C]	-25 ~ +60
Relative Humidity	0 ~ 100%, non-condensing
Operating Altitude [m]	< 3000
Topology	Non-isolated
Cooling	Fan
Ingress Protection	IP66

CERTIFICATIONS & STANDARDS

Grid Regulation	AS/NZS4777:2020, EN50549-10:2022, G98:2021, G99:2021, NC RFG, ABNT NBR 16150, VDE-AR-N 4105, CEI0-21, CEI0-16, RD1699, NA/EEA, C10:2019, PPDS:2021, Tor+R25, IEC61683, IEC61727&621611727/IEC62116, EN50549-1/EN50549-10, EN50549-PL, EN50549-CZ, CEI 0-21
Safety / EMC Regulation	IEC-62109-1/-2, IEC-61000-6-1/-2/-3, NB/T32004

SOLARLINK SERIES



SINGLE-PHASE HYBRID INVERTER FOR RESIDENTIAL AND COMMERCIAL PV SYSTEMS



high efficiency



back-up power supply



up to 2 roof orientations



modular space saving design



quick and easy installation



everything needed from one source

HIGH PERFORMANCE

- < 10ms UPS-level switching
- Premium grid peak shaving capabilities, friendly to grid
- 100% full load charge and discharge
- Max. 200% back-up output overloading @60S

FULLY COMPATIBILITY

- Lithium batteries voltage range 80-500V
- Max. PV input current per string 18A
- Enhanced compatibility with 2 MPPTs

UNIQUE FLEXIBILITY

- Supports diesel generators in off-grid locations
- Max. charging/discharging current 60A

SMART SYSTEM

- Intelligent EMS function, improving battery's reliability
- Longevity and almost no derating at high temperature
- Settable charge and discharge time

EASY TO USE

- Plug-and-play installation
- Easy anytime, anywhere monitoring

PREMIUM DESIGN

- IP66 protection for indoor and outdoor use
- Optional AFCI protection

EXPANDABLE SOLUTION

- Support AC retrofit application
- Support up to 4 units parallel connection

MODEL

	RHS3.0K HE-EU	RHS3.6K HE-EU	RHS4.0K HE-EU	RHS4.6K HE-EU	RHS5.0K HE-EU	RHS6.0K HE-EU	RHS8.0K HE-EU	RHS10.0K HE-EU	RHS10.5K HE-EU
--	------------------	------------------	------------------	------------------	------------------	------------------	------------------	-------------------	-------------------

PV INPUT

Max. Recommended DC Power [W]	3900	4680	5200	5980	6500	7800	10400	13000	13650
Max. DC Voltage [V]	600								
Max. Input Current [A]	18 / 18								
Max. Short Circuit Current [A]	22 / 44								
MPPT Voltage Range [V]	80 - 580								
Start-up Voltage [V]	40								
No. of MPP Trackers	2								
Strings Per MPP Tracker	1 / 2								
PV Over Management	130%								

BATTERY

Battery Type	LiFePO ₄
Battery Voltage [V]	80 - 500
Max. Charge/ Discharge Current [A]	60 / 60
Communication Interface	RS485,CAN

AC OUTPUT

Max. AC Output Apparent Power [VA]	3,000	3,600	4,000	4,600	5,000	6,000	8,000	10,000	10,500
Rated AC Output Power [W]	3,000	3,600	4,000	4,600	5,000	6,000	8,000	10,000	10,500
Max. AC Output Current [A]	13.0	15.7	17.4	20.0	21.7	26.1	34.8	43.5	45.6
Rated AC Output Current [A]	13.0	15.7	17.4	20.0	21.7	26.1	34.8	43.5	45.6
Rated AC Voltage [V]	L+N+PE, 220 / 230 / 240 (180~300)								
Grid Frequency [Hz]	50 / 60								
Adjustable Power Factor [cosφ]	0.8 leading ~ 0.8 lagging								
Output THDi (@Rated Output)	< 3%								

BACKUP OUTPUT (WITH BATTERY)

Rated Power [W]	3,000	3,600	4,000	4,600	5,000	6,000	8,000	10,000	10,500
Rated Voltage[V]	L+N+PE, 220 / 230 / 240 (180~300)								
Rated Frequency [Hz]	50 / 60								
Rated Current [A]	13.0	15.7	17.4	20.0	21.7	26.1	34.8	43.5	45.6
Adjustable Power Factor [cosφ]	0.8 leading ~ 0.8 lagging								
Output THDv (@Linear Load)	< 3%								
Automatic Switch Time [ms]	< 10								

EFFICIENCY

Max. Efficiency	98.60%
Euro-Efficiency [%]	98.10%

GENERAL DATA

Dimensions (W*H*D) [mm]	411 x 401 x 166								
Weight [kg]	17.7								
Communication	Wifi, 4G, GPRS, Bluetooth, RS485, CAN								
Max. operation altitude(m)	3,000								
Ambient Temperature Range [°C]	-25 ~ +60								
Topology	transformerless								
Cooling	Natural cooling	Natural cooling	Natural cooling	Natural cooling	Natural cooling	Smart Fan	Smart Fan	Smart Fan	Smart Fan
Ingress Protection	IP66								
Grid Regulation	AS/NZS4777:2020, EN50549-10:2022, G98:2021, G99:2021, NC RFG, ABNT NBR 16150, VDE-AR-N 4105,								
Grid Regulation	CEI0-21, CEI0-16, RD1699, NA/EEA, C10:2019, PPDS:2021, Tor+R25, IEC61683, IEC61727&62161								
Safety/EMC Regulation	IEC-62109-1/-2, IEC-61000-6-1/-2/-3, NB/T32004								



POWER STORAGE DC 5.0 | 6.0 SP

SINGLE-PHASE HYBRID OUTDOOR INVERTER FOR RESIDENTIAL AND COMMERCIAL PV SYSTEMS



high efficiency



up to 3 roof
orientations



quick and easy
installation



everything needed
from one source

HIGH EFFICIENCY

- Three independent MPP-Trackers
- Input for high voltage battery
- Suitable for dynamic power adjustment
- Intelligent energy storage management with forecast based charging
- Exact and fast control behaviour

UNIQUE FLEXIBILITY

- DC & AC Coupling compatible
- 1-phase feed-in
- Up to 2 high voltage batteries per inverter
- Wide MPPT range for flexible string planning and easy repowering
- Max-Power Control - self-learning shade management
- Cascadable, expandable and combinable with existing PV-systems
- Hybrid-ready charging of the battery also with external AC sources
- Emergency power capability in conjunction with the RCT Power Switch

EASY INSTALLATION

- DC and AC connection with plug & play
- Integrated RCT RESS App solution

USER FRIENDLY COMMUNICATION

- LAN and WLAN
- RCT Power Portal for user-friendly system monitoring
- Suitable for wallbox chargers, heating elements, heat pumps and energy management systems

INNOVATIVE DESIGN

- Silent, maintenance free cooling
- Durable aluminium housing
- With 22 kg a lightweight in its category
- IP65 protection: Suitable for outdoor installation

POWER STORAGE DC

5.0 SP

6.0 SP

PV INPUT

Max. recommended PV power	10,000 W	12,000 W
Number of MPP-Trackers	3	
Number of Strings per MPPT	1	
Max. Input current per MPPT	16 A	
Max. Short circuit current per MPPT	20 A	
Rated Input voltage	360 V	
Start-up voltage	120 V	
MPPT operating voltage range	90 V ... 580 V	
Max. Input voltage	600 V	

BATTERY INPUT

DC Voltage range	120 V ... 520 V	
Max. charge / discharge current	25 A / 25 A	
Number of battery input	2	
Battery Type	LiFePO ₄	

AC INPUT/OUTPUT(On-grid)

Rated output power	5,000 W	6,000 W
Max. output power	5,000 W	6,000 W
Max. apparent power	5,000 VA	6,000 VA
Max. AC input apparent power from grid	5,000 VA	6,000 VA
Max. output current (@230V)	21.7 A	26.1 A
Max. Input current from grid	26.1 A	26.1 A
Rated frequency	50 Hz	
Frequency range	45 Hz ... 55 Hz	
Rated AC voltage	L+N+PE, 230 V	
AC voltage range	184 ... 265 V	
Total harmonic distortion (THD)	< 3 % at rated power	
Adjustable power factor	0.8 leading - 0.8 lagging	

AC OUTPUT (BACK-UP MODE)*

Max. AC output apparent power	5,000 VA	6,000 VA
Rated AC voltage	230 V, L/N/PE	
Rated frequency	50 Hz	

PERFORMANCE

Max. efficiency (BAT to AC)	97.1 %	
Max. efficiency	97.1 %	
European efficiency	96.6 %	

OTHERS


Communication	RS485, CAN, Wi-Fi, LAN	
Display	LED Indicator, Wi-Fi + APP	
Cooling	convection	
IP degree of protection	IP 65	
Max. operating altitude	4000 m	
Max. relative humidity	0 - 100 %, non-condensing	
Typical noise	< 30 dB	
Operating temperature range	-25°C ... 60°C (derating above 45°C)	
Dimensions (height x width x depth)	445 x 605 x 165 mm	
Weight	22 kg	

SAFETY / STANDARDS

Safety	IEC 62109-1, IEC 62109-2	
Grid support regulation	AS/NZS4777.2	EN 50549-1, RD1699/661, G99, CEI 0-21, AS/NZS4777.2
EMC	EN 61000-6-1, EN 61000-6-2, EN 61000-6-3, EN 61000-6-4 EN 61000-4-16, EN 61000-4-18, EN 61000-4-29	

WARRANTY

Warranty	10 years	
----------	----------	--



AC POWER SWITCH

SAFE SUPPLY OF HOUSEHOLD AND FUNCTIONAL RELIABILITY OF PV SYSTEM IN CASE OF GRID FAILURE



high efficiency



back-up power supply



quick and easy installation



everything needed from one source

BACKUP POWER SUPPLY

- Provision of backup grid
- 1-phase supply
- Automatic switching in case of power failure
- Switch-on delay less than 2s
- Battery and PV system can be used as energy source

EASY INSTALLATION

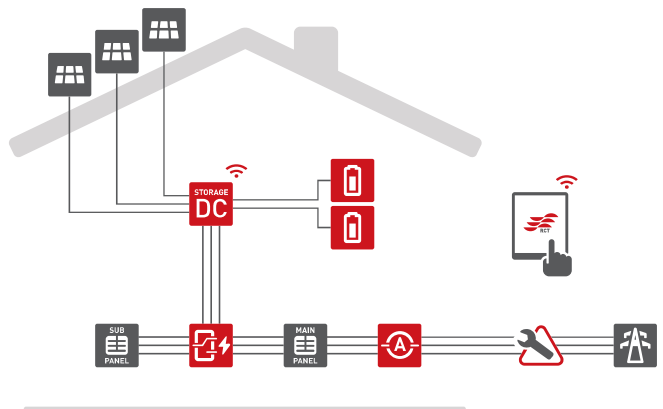
- Compact and lightweight housing
- Wall mounting
- Upgradeable

EFFICIENT

- Up to 6 kVA for single phase Storage DC 6.0 SP
- Fast switching

WHAT IS RCT BACKUP POWER?

In the event of a power failure, the RCT Power Switch ensures that the PV system and connected battery storage unit keep operational. The RCT Power Switch all-pole disconnects the domestic network from the mains supply. It then creates a stand-alone grid in combination with the DC-connected RCT Power storage system.



AC POWER SWITCH

RAL8.0K-230G2

AC OUT (ON GRID)

Grid connection	Single phase
Rated voltage	230 V
AC frequency	50 Hz
AC output voltage range	184 ~265 V

AC OUT (BACK UP)

Load connection	Single phase
Rated voltage	230 V
AC frequency	50 Hz
Rated apparent power	6,000 VA
Rated output current	26.1 A
Switch over time	< 2 s

AC INPUT (INVERTER)

Rated voltage	230 V
AC frequency	50 Hz

OTHERS

Operating temperature range	-25°C ... +60°C
Relative humidity	0 % - 100 %, non-condensing
Type of installation	wall mounting
Dimensions (height x width x depth)	450 x 350 x 110 mm
Weight	8 kg

SAFETY / STANDARDS

IP-class	IP65
Standards	IEC/EN 61439-1/2

WARRANTY

Warranty	10 years
----------	----------



POWER STORAGE DC US-8.0 | 8.0 PRO

DC-COUPLED HYBRID INVERTER FOR RESIDENTIAL AND COMMERCIAL PV SYSTEMS



high efficiency



back-up
power supply



up to 3 roof
orientations



modular space
saving design



quick and easy
installation



everything needed
from one source

HIGH EFFICIENCY

- Intelligent energy storage management
- 3 independent MPP-trackers, switchable to parallel mode
- Transformerless topology
- Fanless cooling
- Dynamic power adjustment (1- 100%)
- Forecast based battery charging
- Back-up power supply

UNIQUE FLEXIBILITY

- Possible input voltage range between 120 V and 520 V
- Up to 2 high voltage batteries per inverter
- Modular and space saving design

EASY INSTALLATION

- Plug and play installation
- Quick commissioning with wizard via RCT Power App
- Integrated auto-transformer
- Separate Power Switch installation possible

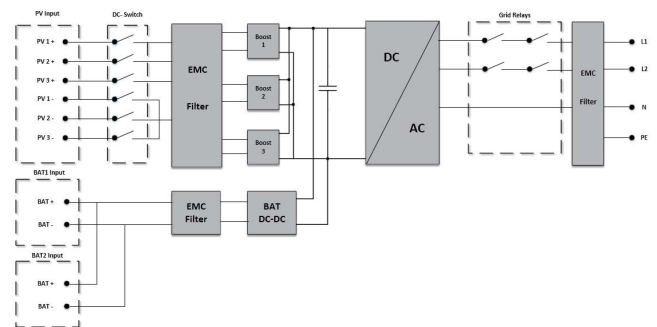
USER FRIENDLY COMMUNICATION

- Multicolor LED light path display
- Comfortable remote monitoring via App and Cloud
- Multifunction relay for connecting consumers

PREMIUM DESIGN

- German technology
- Flexible and sophisticated design
- Durable aluminium housing

BLOCK DIAGRAM



POWER STORAGE DC

US-8.0

US-8.0 PRO

DC INPUT

Max. recommended DC power	12000 W
MPPT	3
Input per MPPT	1
Maximum DC current per MPPT	14 A
Rated DC voltage	360
DC start up voltage	125 V
MPP voltage range	120 V ~ 500 V
Maximum Voltage DC	520 V
Connector type	Quick Contact MC1-Evo 2

BATTERY INPUT

DC Voltage Range	120 V ~ 520 V
Maximum charge / Discharge current	25 A
Maximum charge / Discharge power	11550 W / 8000 W
Connector-type	Wiring box

AC OUTPUT (GRID-MODE)

Real AC output power	8000 W
Nominal AC current	34 A
Frequency range	58 Hz to 62 Hz
Grounding fault protection current	30 mA, 60 mA, 150 mA
Rated AC voltage	240 Vac
AC voltage range	211 V ~ 264 V
Total harmonic distortion	< 3%
Reactive power factor	Adjustable range 0.80 cap. . .0.80 ind
Anti-islanding operation	YES
Earth fault protection	RCD
Type of AC connection	Wiring box

AC OUTPUT (BACK-UP MODE)

Maximum output power	8000 W*
Rated AC voltage	2L+N+PE, 120 / 240V
Nominal AC current	34 A
Nominal AC output frequency	60 Hz
Total harmonic distortion	< 5 %
Type of AC connection	Wiring box

PERFORMANCE

Stand-by consumption	< 4 W
Maximum efficiency (PV-Grid)	97.94 %
Maximum efficiency (Battery-Grid)	97.48 %
CEC efficiency	97.5 %
Topology	Transformerless


OTHERS

Dark Start Function	Yes	
PV Disconnect switch	Integrated in wiring box	
Data interface	BAT/CAN, WLAN, LAN, RS485	
Display	LED Light	
Cooling	Convection	
Max. operating altitude	6500 ft	
Max. relative humidity	5 - 95%, non-condensing	
Typical noise	< 35 dB	
Operating temperature	-13 °F ~ 140 °F	
Enclosure type	NEMA Type 1	NEMA Type 3R
Size Power Inverter (HxWxD)	2.79' x 1.90' x 0.67'	
Size Power Switch (HxWxD)	2.79' x 1.05' x 0.67'	
Weight Power Inverter	75 lb	
Weight Power Switch	45 lb	

SAFETY / STANDARDS

Safety	UL1741 , CSA-C22.2 No. 107.1-16	AFCI	UL1699B (TYPE 1)
Grounding fault protection	UL1741 CRD	Grid support regulation	UL1741 SB, IEEE1547, California Rule 21
Software approval	UL1998	Storage system	UL9540
Anti-islanding protection	IEEE1547, IEEE1547.1	EMC	FCC part 15 Class B

* Need to use 3~6 pcs power battery stacks



POWER STORAGE DC US-15.0

SPLIT-PHASE HYBRID INVERTER FOR RESIDENTIAL AND COMMERCIAL PV SYSTEMS



high efficiency



back-up
power supply



up to 3 roof
orientations



modular space
saving design



quick and easy
installation



everything needed
from one source

HIGH PERFORMANCE

- Dynamic power adjustment (1- 100%)
- Input for high voltage battery
- 200% DC/AC ratio for higher yields
- Three MPPTs, Max.30A input per MPPT
- 160% peak backup power for 10 seconds
- Up to 96.5% operating efficiency

UNIQUE FLEXIBILITY

- Compatible with DC or AC Coupling applications
- Compatible with 120/240V and 120/208V voltage systems
- Supports microgrid and generator functions
- 200A AC passthrough current for whole-home backup
- Supports up to two high-voltage batteries per inverter
- UL 9540 Available
- External RSD, built-in transmitter

USER FRIENDLY

- Multicolor LED light path display
- Convenient remote monitoring via App and Cloud
- Flexible configuration, time-efficient and labor-saving
- Seamless switching on or off grid Installation

PREMIUM DESIGN

- German technology
- Combination of aesthetics and functionality design
- Corrosion-resistant aluminum housing
- NEMA 3R Design:suitable for indoor and outdoor

EXPANDABLE SOLUTION

- Modular 15kW hybrid inverter
- Add up to (6) 15kW hybrid inverters in parallel (90kW max)

POWER STORAGE DC

US-15.0

BATTERY INPUT DATA

Battery Type	Lithium-ion
Battery Voltage Range(V)	120-520
Max. Charging Current(A)	50
Max. Discharging Current(A)	50
Number of battery input	2

PV STRING INPUT DATA

Max DC Input Power(W)	30,000
Max DC Input Voltage(V)	600
Start-up Voltage(V)	150
MPPT Voltage Range(V)	120-520
Rated DC Input Voltage(V)	380
Max Input Short-Circuit Current(A)	45/45/45
Max Operating PV Input Current(A)	30/30/30
No. of MPP Trackers	3
No. of String Per MPP Tracker	2

AC INPUT/OUTPUT DATA

Rated AC Input/Output Active Power(W)	15,000
Max AC Input/Output Apparent Power (VA)	15,000
Peak Power (off-grid) (W)	24,000, 10s
Rated AC Input/Output Current(A)	62.5
Max AC Input/Output Current(A)	200
Max Continuous AC Passthrough (grid to load) (A)	200
Rated Input/Output Voltage/Range(V)	120/240, 120/208, 0.88Un-1.1Un
Grid Connection Form(V)	2L+N+PE, 208 / 240
Rated Input/Output Grid Frequency/Range	60Hz / 58.8-61.2Hz / 57-63Hz(HECO)
Power Factor Adjustment Range	0.8 leading - 0.8 lagging
Total Current Harmonic Distortion THDi	<3% (of nominal power)
DC Injection Current	< 0.5% In
Backup Transfer Time	< 10ms
Stackable	Up to 6 in parallel

EFFICIENCY

Max Efficiency	97.60%
CEC Efficiency	96.50%
MPPT Efficiency	> 99%

EQUIPMENT PROTECTION

PV Reverse Polarity Protection	Yes
AC Output Overcurrent Protection	Yes
AC Output Overvoltage Protection	Yes
AC Output Short Circuit Protection	Yes
DC Terminal Insulation Impedance Monitoring	Yes
Ground Fault Detection — NEC 690.5	Yes
Anti-islanding Protection	Yes
PV DC Disconnect Switch — NEC 240.15	Yes
Residual Current (RCD) Detection	Yes
PV Rapid Shutdown Control (RSD) — NEC 690.12	Yes
PV Arc Fault Detection (AFCI) — NEC 690.11	Yes
Surge Protection Level	Type II(DC), Type II(AC)

INTERFACE

Communication Interface	WIFI, RS485, CAN, Ethernet
-------------------------	----------------------------

GENERAL DATA

Operating Temperature	-13 °F ~ 140 °F
Permissible Ambient Humidity	0 - 100%, non-condensing
Permissible Altitude	6561.68 ft
Noise	≤ 45 dB (A) (3.28 ft)
Ingress Protection (IP) Rating	IP65 / TYPE 3R
Inverter Topology	Non-Isolated
Dimensions (HxWxD)	2.79' x 1.77' x 0.99'
Weight (lb)	132 lb

CERTIFICATIONS

Certifications and Listings	UL1741-3rd & CSA C22.2 No.107.1-16, UL1998, UL1699B, IEEE1547-2018 & IEEE1547.1-2020, UL1741 SB, FCC 15 Part B, UL1741 CRD PCS, UL3141, CA Rule 21, HECO Rule 14H(SRD-V2.0)
-----------------------------	---

WARRANTY

Warranty	10 Years*
----------	-----------

* The ambient temperature during the operation of the products shall not fall below -13°F or exceed 140°F.
Inverter need to connect to RCT power cloud and generation data been successfully uploaded to RCT power server.
See the warranty document for specific test conditions.

SOLARLINK LV SERIES



SINGLE-PHASE HYBRID INVERTER FOR RESIDENTIAL AND COMMERCIAL PV SYSTEMS



high efficiency



back-up power supply



up to 2 roof orientations



modular space saving design



quick and easy installation



everything needed from one source

HIGH EFFICIENCY

- Maximum 16 A DC input current per string
- Compatible with 650W+ PV module
- Dual MPPT input, more flexible configuration
- Shadow scan without optimizer

FLEXIBLE AND CONVENIENT

- Peak shaving
- Multiple periods for battery charging/discharging
- Support both lithium-ion and lead-acid batteries

SAFE AND RELIABLE

- UPS function to ensure stable operation of critical loads
- Switchover time less than 10 ms
- Support 2 times peak power for more energy
- Battery terminal temp protection

SMART CONTROL

- Smart load control via dry contact
- Zero export with CT or Meter
- 24/7 Online Monitoring

MODEL	RHS3.0K LH-EU	RHS3.68K LH-EU	RHS4.0K LH-EU	RHS5.0K LH-EU	RHS6.0K LH-EU
PV INPUT					
Max. Recommended DC Power [W]	6,000	7,360	8,000	10,000	12,000
Max. DC Voltage [V]	600				
Max. Input Current [A]	16 / 16				
Max. Short Circuit Current [A]	20 / 20				
MPPT Voltage Range [V]	80 - 550				
Start-up Voltage [V]	70				
No. of MPP Trackers	2				
Strings Per MPP Tracker	1				
PV Over Management	200%				

BATTERY

Battery Type	Lithium-ion/Lead-Acid				
Rated Battery Voltage [V]	48				
Battery Voltage [V]	40 ~ 60				
Max. Charge/ Discharge Current [A]	70 / 70	70 / 70	80 / 80	120 / 120	120 / 120
Communication Interface	RS485, CAN				
Charging strategy for Li-ion battery	Self Adaption to BMS				
Charging strategy for lead-acid battery	3 Stages Curve				

AC OUTPUT (On-Grid Side)

Max. AC Output Apparent Power [VA]	3,300	4,048	4,400	5,500	6,600
Rated AC Output Power [W]	3,000	3,680	4,000	5,000	6,000
Max. AC Output Current [A]	14.3	17.6	19.1	23.9	28.7
Rated AC Output Current [A]	13	16	17.4	21.7	26.1
Max. AC Input Current [A]	28.7	35.2	38.3	40	40
Rated AC Voltage [V]	220 / 230 / 240 V				
Grid Frequency [Hz]	50 / 60				
Adjustable Power Factor [cosφ]	0.8 ind - 0.8 cap				
Output THDi (@Rated Output)	< 3%				

AC OUTPUT (Back-Up)

Rated Power [W]	3,000	3,680	4,000	5,000	6,000
Peak Apparent Power for 10s [W]	6,000	7,360	8,000	7,500	9,000
Rated Voltage [V]	230				
Rated output current [A]	13	16	17.4	21.7	26.1
Rated Frequency [Hz]	50 / 60				
Output THDv (@Rated Power)	< 2%				
Automatic Switch Time [ms]	< 10				
AC Grid Bypass	/				

EFFICIENCY

Max. Efficiency	98.00%				
Euro-Efficiency [%]	97.60%				

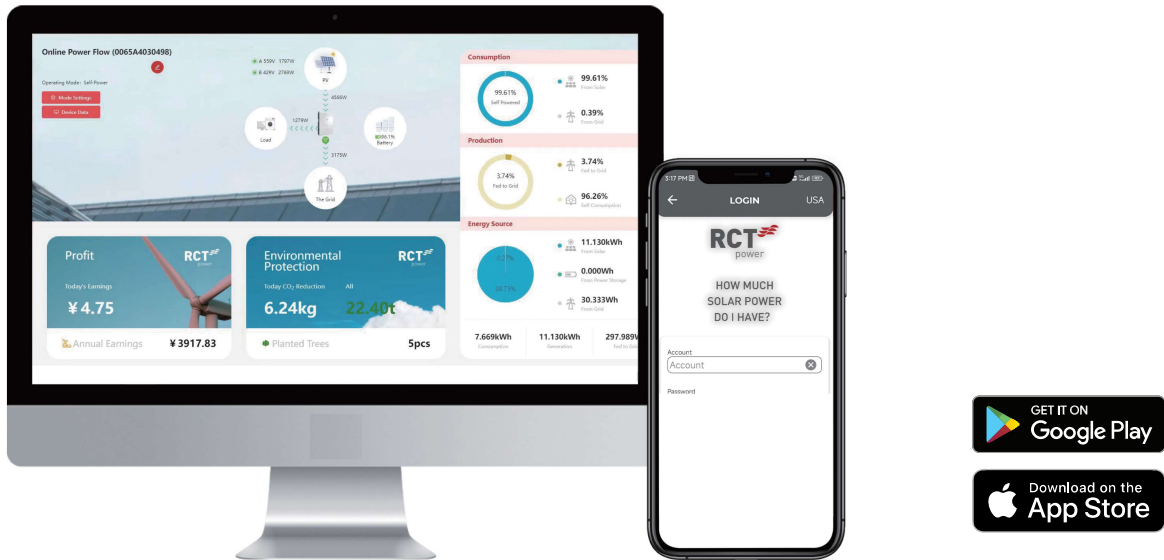
GENERAL DATA

Dimensions (W*H*D) [mm]	455 x 365 x 182				
Weight [kg]	18.4				
Communication with Meter	RS485				
Communication with Cloud	RS485 / WIFI / 4G / LAN (option)				
CT Connection Type	Plug-in Connector				
Battery Connection Type	Plug-in				
PV Connection Type	MC4				
AC Connection Type	OT Terminal + Shell				
Operating Ambient Temperature Range [°C]	-30 ~ +60				
Relative Humidity	0 ~ 100%, non-condensing				
Operating Altitude [m]	3000 m (> 3000m Derating)				
Topology	Transformerless				
Cooling	Natural				
Ingress Protection	IP65				

CERTIFICATIONS & STANDARDS

Grid Regulation	EU: EN50549-1, EN50549-10; SP: RD1699, RD661, RD413, RD244, UNE217001, UNE217002, NTS V2.1; IT: CEI 0-21; SA: NRS 097-2-1; INT: IEC61727, IEC62116, IEC61683, IEC60068-2-1/-2/-14/-30, IEC50530
Safety	IEC62109-1/-2, EN62109-1/-2
EMC Regulation	IEC/EN 61000-6-1/-3, EN 62920, EN 55011

Cloud & APP



RCT Power Cloud

RCT Power Cloud is independently developed and designed by RCT Power. Through the cloud platform, it can unify the management of equipment, power plants, installers and end users. By presenting the collected equipment data, it shows the operation of equipment and power station in all dimensions, and realizes 360-degree view of equipment tracking and maintenance from parameter setting, safety regulation setting, schedule task, remote control, equipment mode, equipment upgrade and operation history.

RCT Power APP

- Compatible with Android and IOS systems
- Save debugging time
- Remote upgrade and installation
- Self-developed design
- Real-time monitoring

VPP Interoperability

CSIP-AUS certified for seamless integration with virtual power plant operators.



RCT POWER IS TEST WINNER 2024 & 2025 5 & 10 kW STORAGE SYSTEMS

The outstanding energy efficiency of the RCT Power Storage Systems was once again confirmed in 2025. As the previous year, they ranked top in the 5 kW and 10 kW performance classes in the annual Energy Storage Inspection by the University of Applied Sciences Berlin (HTW Berlin).

LEARN MORE:
WWW.STROMSPEICHER-INSPEKTION.DE



www.rct-power.com.cn
info@rct-power.com.cn